

SANYO	No.1245C	2SB986/2SD1348
		PNP/NPN Epitaxial Planar Silicon Darlington Transistors 50V/4A Switching Applications

Applications

- Power supplies, relay drivers, lamp drivers, electrical equipment.

Features

- Adoption of FBET and MBIT processes.
- Low saturation voltage.
- High current capacity and wide ASO.

() : 2SB986

Absolute Maximum Ratings at Ta = 25°C

			unit
Collector-to-Base Voltage	V _{CB0}	(-)60	V
Collector-to-Emitter Voltage	V _{CEO}	(-)50	V
Emitter-to-Base Voltage	V _{EBO}	(-)6	V
Collector Current	I _C	(-)4	A
Collector Current (Pulse)	I _{CP}	(-)6	A
Collector Dissipation	P _C	1.2	W
		10	W
Junction Temperature	T _j	150	°C
Storage Temperature	T _{stg}	-55 to +150	°C

T_c = 25°C

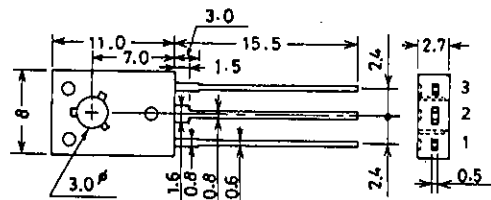
Electrical Characteristics at Ta = 25°C

			min	typ	max	unit
Collector Cutoff Current	I _{CBO}	V _{CB} = (-)40V, I _E = 0			(-)1.0	mA
Emitter Cutoff Current	I _{EBO}	V _{EB} = (-)4V, I _C = 0			(-)1.0	mA
DC Current Gain	h _{FE} (1)	V _{CE} = (-)2V, I _C = (-)100mA	100※		560※	
	h _{FE} (2)	V _{CE} = (-)2V, I _C = (-)3A	40			
Gain Bandwidth Product	f _T	V _{CE} = (-)10V, I _C = (-)50mA		150		MHz
Output Capacitance	C _{ob}	V _{CB} = (-)10V		25		pF
				(39)		
C-E Saturation Voltage	V _{CE(sat)}	I _C = (-)2A, I _B = (-)100mA, Pulse		0.19	0.5	V
				(-0.35)	(-0.7)	
B-E Saturation Voltage	V _{BE(sat)}	I _C = (-)2A, I _B = (-)100mA, Pulse		(-)0.94	(-)1.2	V
C-B Breakdown Voltage	V _{(BR)CBO}	I _C = (-)10μA, I _E = 0	(-)60			V
C-E Breakdown Voltage	V _{(BR)CEO}	I _C = (-)1mA, R _{BE} = ∞	(-)50			V
E-B Breakdown Voltage	V _{(BR)EBO}	I _E = (-)10μA, I _C = 0	(-)6			V

※ : The 2SB986/2SD1348 are classified by 100mA h_{FE} as follows :

100	R	200	140	S	280	200	T	400	280	U	560
-----	---	-----	-----	---	-----	-----	---	-----	-----	---	-----

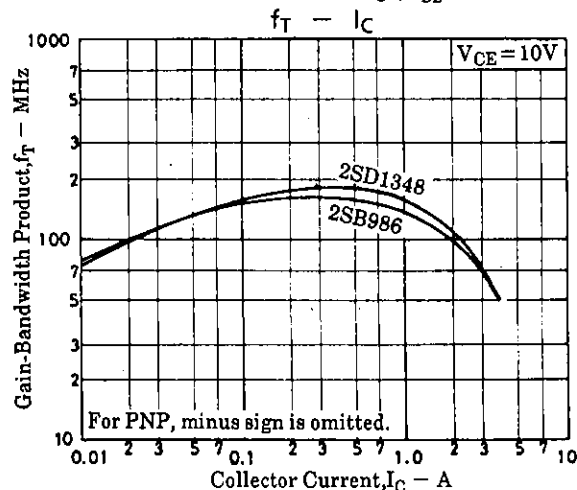
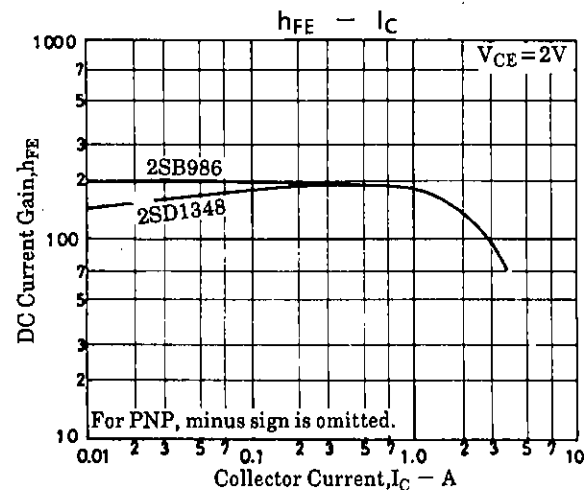
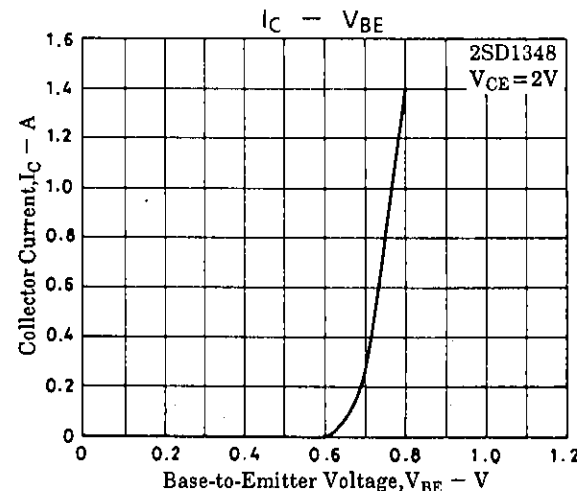
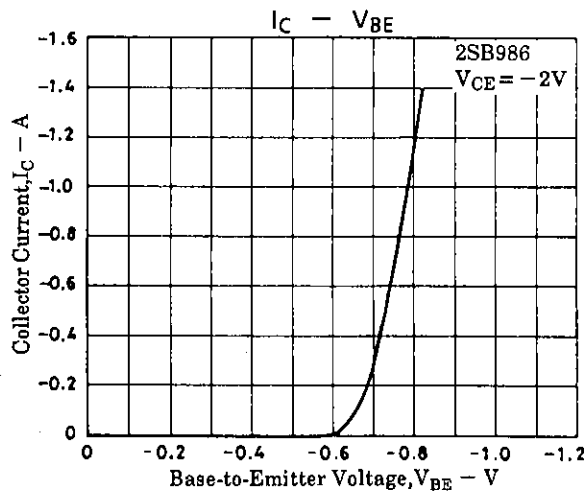
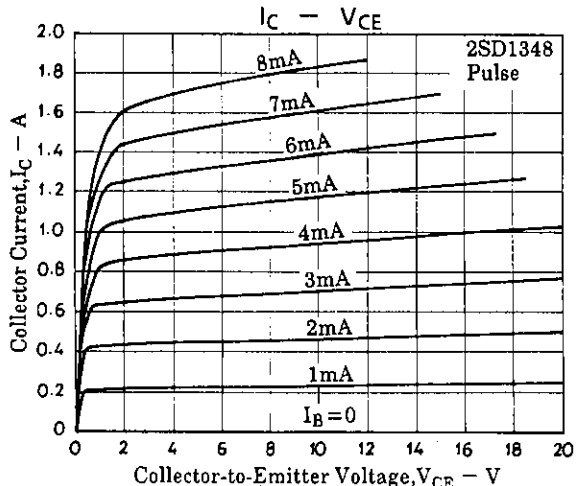
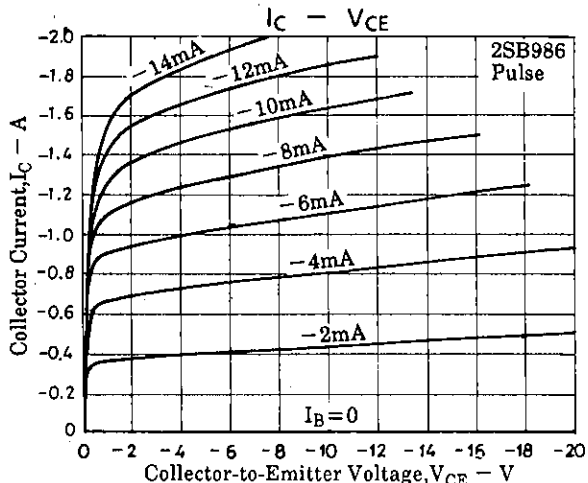
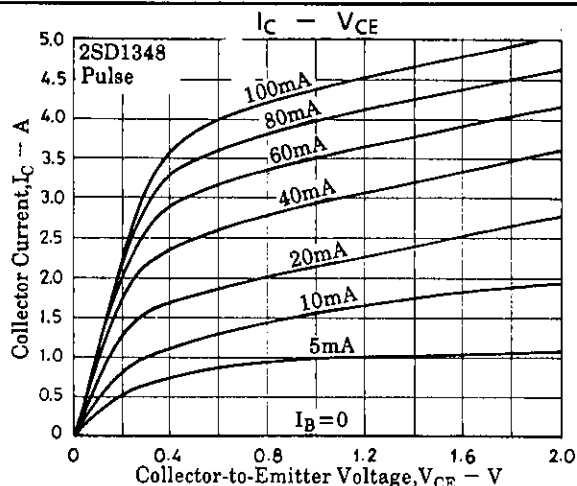
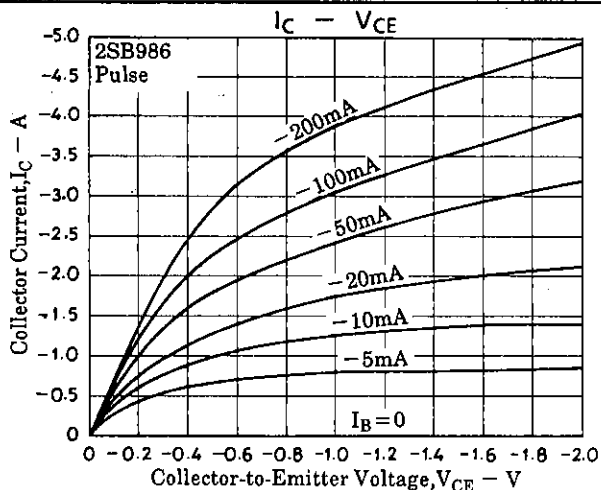
Package Dimensions 2009B
(unit : mm)



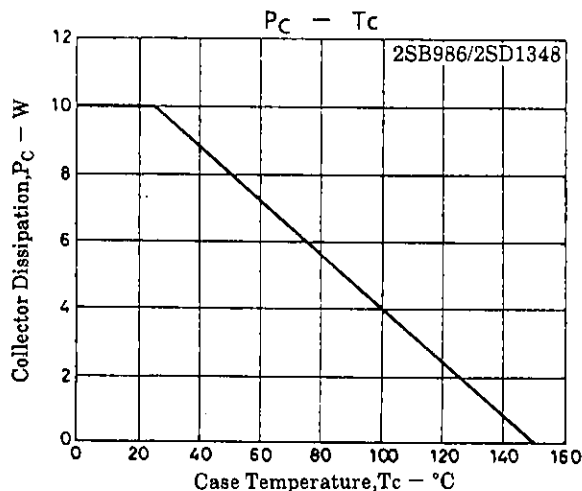
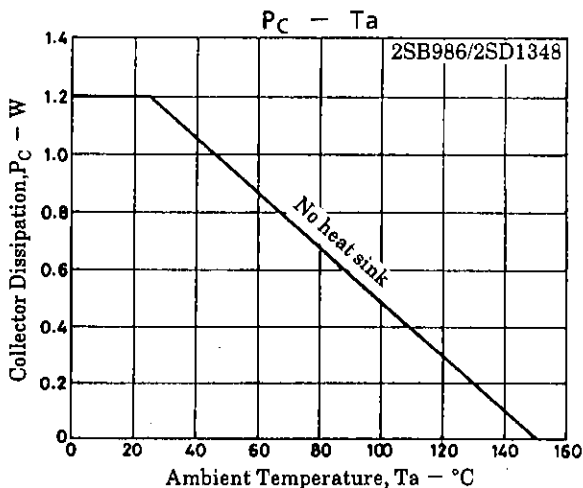
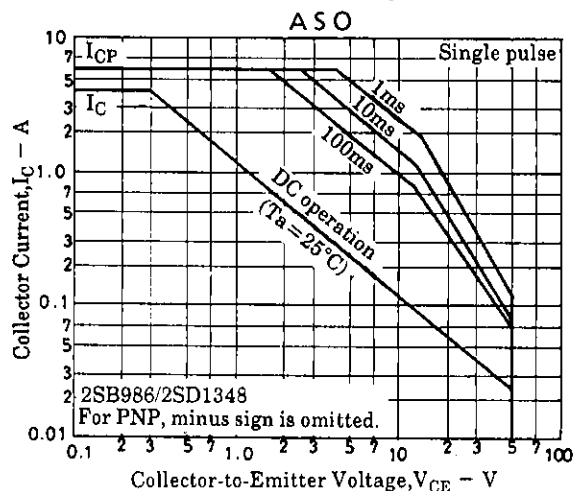
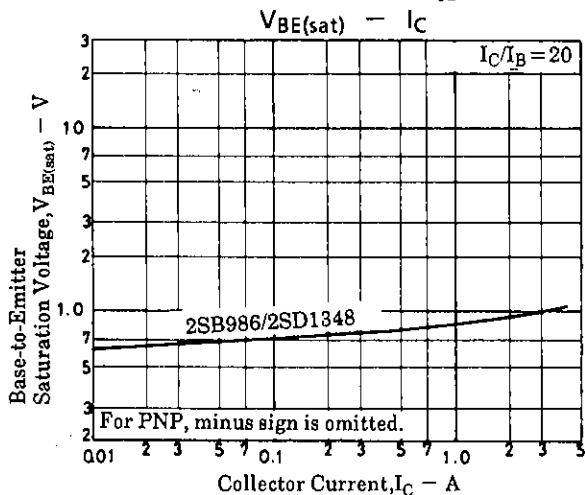
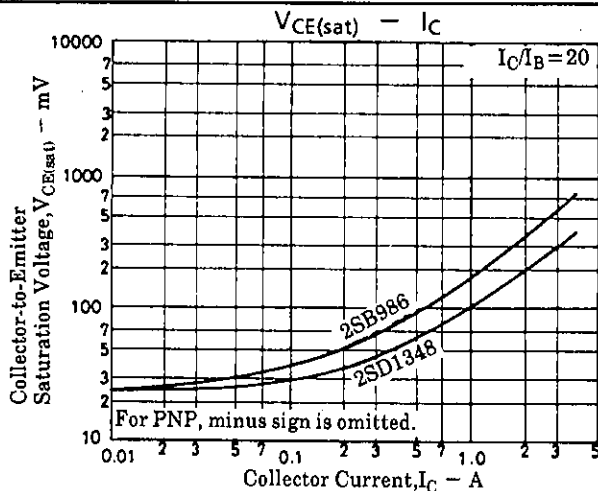
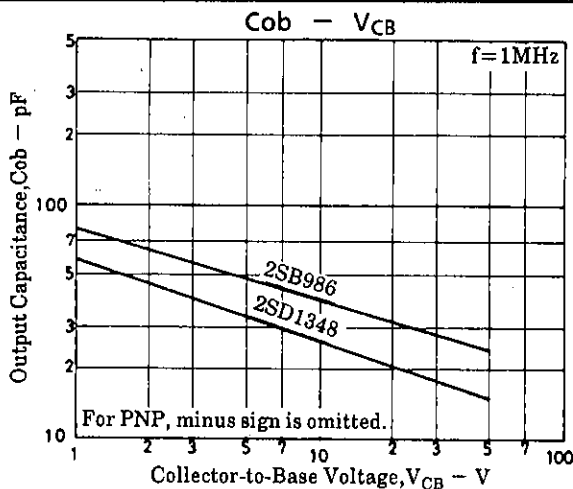
JEDEC: TO-126

- 1 : Emitter
- 2 : Collector
- 3 : Base

2SB986/2SD1348



2SB986/2SD1348



■ No products described or contained herein are intended for use in surgical implants, life-support systems, aerospace equipment, nuclear power control systems, vehicles, disaster/crime-prevention equipment and the like, the failure of which may directly or indirectly cause injury, death or property loss.

■ Anyone purchasing any products described or contained herein for an above-mentioned use shall:

- ① Accept full responsibility and indemnify and defend SANYO ELECTRIC CO., LTD., its affiliates, subsidiaries and distributors and all their officers and employees, jointly and severally, against any and all claims and litigation and all damages, cost and expenses associated with such use;
- ② Not impose any responsibility for any fault or negligence which may be cited in any such claim or litigation on SANYO ELECTRIC CO., LTD., its affiliates, subsidiaries and distributors or any of their officers and employees jointly or severally.

■ Information (including circuit diagrams and circuit parameters) herein is for example only; it is not guaranteed for volume production. SANYO believes information herein is accurate and reliable, but no guarantees are made or implied regarding its use or any infringements of intellectual property rights or other rights of third parties.

This catalog provides information as of January, 1996. Specifications and information herein are subject to change without notice.