

JQX-14F 小型大功率 电磁继电器 Miniature Power Relay

◆ 主要特征 FEATURES :

- ◎ 双刀单掷或双刀双掷 DPST or DPDT
- ◎ 灵敏型的线圈功耗为0.53W Sensitive type, and the coil power is 0.53W.
- ◎ 符合环保要求 (符合RoHS) Environmental friendly product (RoHS compliant)
- ◎ 外形尺寸: (30x13x27)mm Outline Dimension: (30x13x27)mm
- ◎ 应用范围: 电器设备、UPS、空调、机床、家电、音响、安全报警系统和TV控制等自动控制电路
Applied range: Electric equipment、UPS、air-condition、machine tool、household electrical appliances、sound equipment、security alerting system、TV controller and many other automatic control circuit



◆ 触点参数 CONTACT DATA

触点形式Contact form	2H,2D, 2Z(2A,2B,2C)
接触电阻Contact resistance	100mΩ Max(initial)
触点材料Contact material	银合金 Silver alloy
触点负载 (阳性) Contact rating(Res. load)	5A/250VAC 5A/30VDC
最大切换电压Max.switching volt.	250VAC/30VDC
最大切换电流Max. switching current	5A
最大切换功率Max. switching power	1250VA/150W
机械寿命Mechanical life	1×10 ⁶ 次OPS
电耐久性Electrical endurance(15次/分钟 OPS/min)	1×10 ⁵ 次OPS

◆ 线圈参数 COIL

- ◎ 额定线圈功率Rated coil power : 0.53W/0.72W

◆ 线圈规格 COIL DATA(20°C)

额定电压 Rated volt. VDC	动作电压 Pick-upvolt. VDC	释放电压 Drop-outvolt. VDC	最大电压 Max. Allowable volt.VDC (85°C)	线圈直流电阻 Coil Resistance Ω ± 10%	
				0.53W	0.72W
3	≤2.3	≥0.3	3.6	17	13
5	≤3.8	≥0.5	6	47	35
6	≤4.5	≥0.6	7.2	68	50
9	≤6.8	≥0.9	10.8	155	113
12	≤9.0	≥1.2	14.4	270	200
18	≤13.5	≥1.8	21.6	610	450
24	≤18	≥2.4	28.8	1100	800
36	≤27	≥3.6	43.2	2440	1800
48	≤36	≥4.8	57.6	4350	3200



◆ 性能参数 CHARACTERISTICS

绝缘电阻 Insulation Resistance	测试电压为500VDC时,	1000MΩ Min
介电耐压 dielectric strength	触点与线圈间 Between coil & contacts	5000VAC 1min
	断开触点间 Between open contacts	1000VAC 1min
	触点组点间 Between contact sets	3000VAC 1min
吸合时间 (额定电压下) Operate time(at rated volt.)		≤20ms
释放时间 (额定电压下) Release time(at rated volt.)		≤10ms
冲击 Shock resistance	稳定性 Functional	98m/S ²
	强度 Destructive	980m/S ²
振动 Vibration resistance	双振幅,频率:10~55Hz Double-amplitude, Frequency:10Hz to 55Hz	
湿度 Humidity	95% (+40℃)	
温度范围 Ambient temperature	-40~+85℃	
引出端方式 Termination type	PCB	
重量 Weight	Approx 16g	
封装方式 Construction	防尘式 Dust Protected type	

备注: (1) 上述值均为初始值。Notes: (1) The data shown above are initial values.

◆ 安全认证 SAFETY APPROVAL RATINGS

认证标志 Certification Mark	认证号 Certification File No.
UL&CUL	E145623
CQC	CQC09002034210
TUV	R50121569
VDE	40008312
CSA	1350293

备注: 1. 以上仅列出了该产品认证号, 如需了解详细情况, 请与我公司联系。

2. 该产品的参数、尺寸等仅供参考, 公司修改恕不另行通知。

3. 如有特殊需求, 请与我公司联系, 我公司将尽力满足需求。

Notes: 1. Only certification file no. are listed above. If more details are required, please contact us.

2. This datasheet is for the customers' reference. All the specifications are subject to change without notice.

3. If you have special requirement, please contact us, we will try to meet your requirement.

◆ 订货标记示例 ORDERING INFORMATION

JQX-14F/ 12VDC 2H L 3.5

脚距:(5: 触点引出脚距离5mm; 3.5: 触点引出脚距离3.5mm;)
Pin pitch:(5: Between outlet terminals distance is 5mm
3.5: Between outlet terminals distance is 3.5mm)

线圈功耗: 无: 0.72W L: 0.53W
Coil power dissipation Blank:0.72W L: 0.53W

触点形式: 2H: 二组常开 2D: 二组常闭 2Z: 二组转换
Contact form 2H: 2 form A 2D: 2 form B 2Z: 2 form C

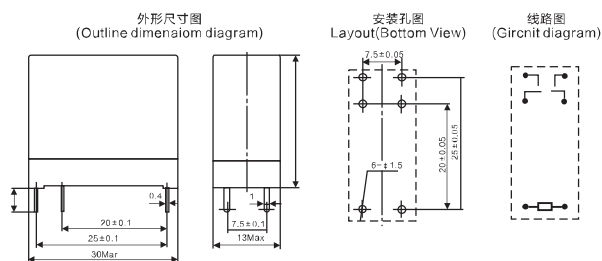
线圈电压: 3, 5, 6, 9, 12, 18, 24, 36, 48VDC
Coil volt: 3, 5, 6, 9, 12, 18, 24, 36, 48VDC

继电器型号 Type

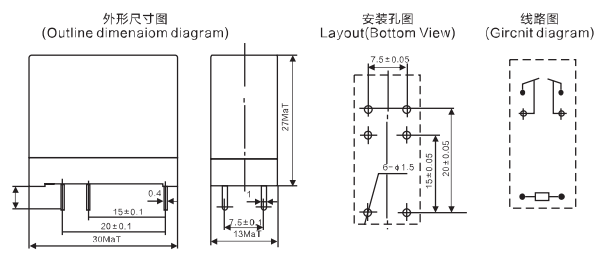
◆ 外形图、接线图、安装孔尺寸 OUTLINE DIMENSIONS, WIRING DIAGRAM AND PC BOARD LAYOUT

外形尺寸图 Outline dimension diagram
单位 Unit : mm

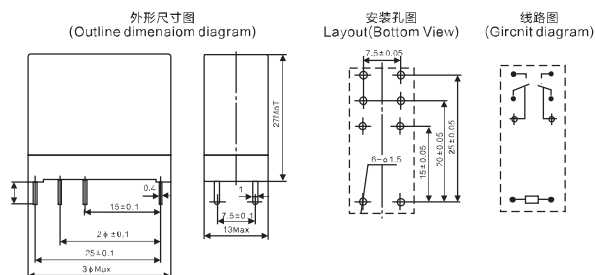
JQX-14F/□□□□□2H□5



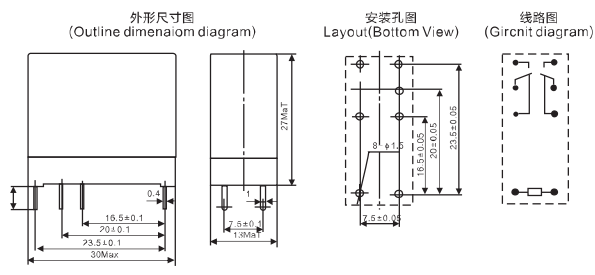
JQX-14F/□□□□□2D□5



JQX-14F/□□□□□2Z□5



JQX-14F/□□□□□2Z□3.5



◆ 性能曲线图 CHARACTERISTIC CURVES

