



KBU8005 THRU KBU810

桥式整流器 Bridge Rectifier

■特征 Features

- I_o 8A
- V_{RRM} 50V~1000V
- 玻璃钝化芯片
Glass passivated chip
- 耐正向浪涌电流能力高
High surge forward current capability

■用途 Applications

- 作一般电源单相桥式整流用
General purpose 1 phase Bridge rectifier applications

■极限值 (绝对最大额定值)

Limiting Values(Absolute Maximum Rating)

参数名称 Item	符号 Symbol	单位 Unit	条件 Conditions	KBU						
				005	01	02	04	06	08	10
反向重复峰值电压 Repetitive Peak Reverse Voltage	V_{RRM}	V		50	100	200	400	600	800	1000
平均整流输出电流 Average Rectified Output Current	I_o	A	60Hz 正弦波, 电阻负载 60Hz sine wave, R- load	$T_c=90^\circ C$	8					
				$T_a=40^\circ C$	6					
正向(不重复)浪涌电流 Surge(Non-repetitive)Forward Current	I_{FSM}	A	60Hz正弦波, 一个周期, $T_a=25^\circ C$ 60Hz sine wave, 1 cycle, $T_a=25^\circ C$	180						
正向浪涌电流的平方对电流浪涌持续时间的积分值 Current Squared Time	I^2t	A^2s	1ms ≤ t < 8.3ms $T_j=25^\circ C$, 单个二极管 1ms ≤ t < 8.3ms $T_j=25^\circ C$, Rating of per diode	93						
存储温度 Storage Temperature	T_{stg}	$^\circ C$		-55 ~+150						
结温 Junction Temperature	T_j	$^\circ C$		-55 ~+150						

■电特性 ($T_a=25^\circ C$ 除非另有规定)

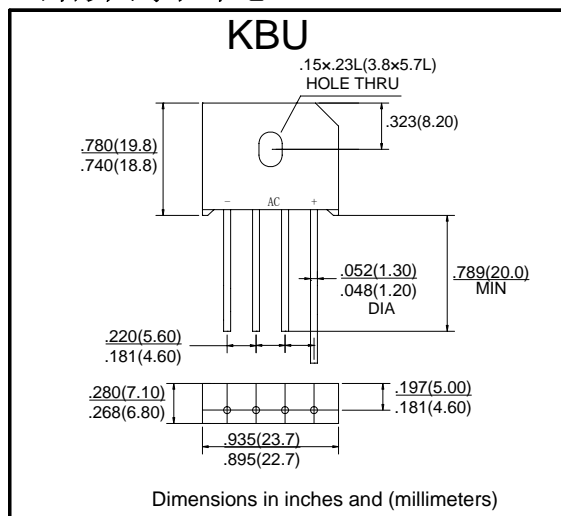
Electrical Characteristics ($T_a=25^\circ C$ Unless otherwise specified)

参数名称 Item	符号 Symbol	单位 Unit	测试条件 Test Condition	最大值 Max
正向峰值电压 Peak Forward Voltage	V_{FM}	V	$I_{FM}=4A$, 脉冲测试, 单个二极管的额定值 $I_{FM}=4A$, Pulse measurement, Rating of per diode	1.1
反向峰值电流 Peak Reverse Current	I_{RRM}	μA	$V_{RM}=V_{RRM}$, 脉冲测试, 单个二极管的额定值 $V_{RM}=V_{RRM}$, Pulse measurement, Rating of per diode	10
热阻 Thermal Resistance	$R_{\theta J-A}$	$^\circ C/W$	结和环境之间 Between junction and ambient	9 ⁽¹⁾
	$R_{\theta J-C}$		结和外壳之间 Between junction and case	3.7 ⁽²⁾

说明 (Notes):

- (1) 在空气中, 安装在没有散热片的PCB铜焊盘上, 引线长0.375"(9.5mm), 铜焊盘0.5*0.5"(12*12mm).
- (1) Units Mounted in free air ,no heat sink,P.C.B. at 0.375" (9.5mm) lead length with 0.5x0.5"(12x12mm) copper pads
- (2) 安装在铝板散热器上.
- (2) Units Mounted on a aluminum plate heat sink.

■外形尺寸和印记 Outline Dimensions and Mark



■特性曲线（典型） Characteristics(Typical)

图1: I_o -T曲线
FIG1: I_o -T Curve

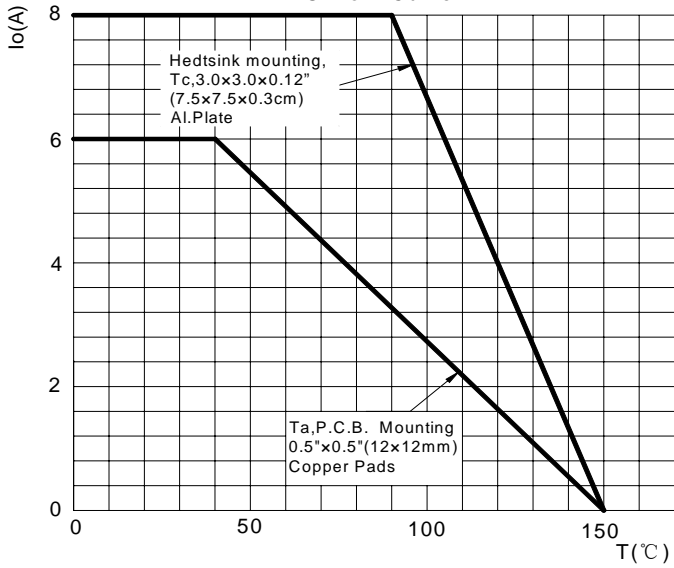


图2: 耐正向浪涌电流曲线
FIG2: Surge Forward Current Capability

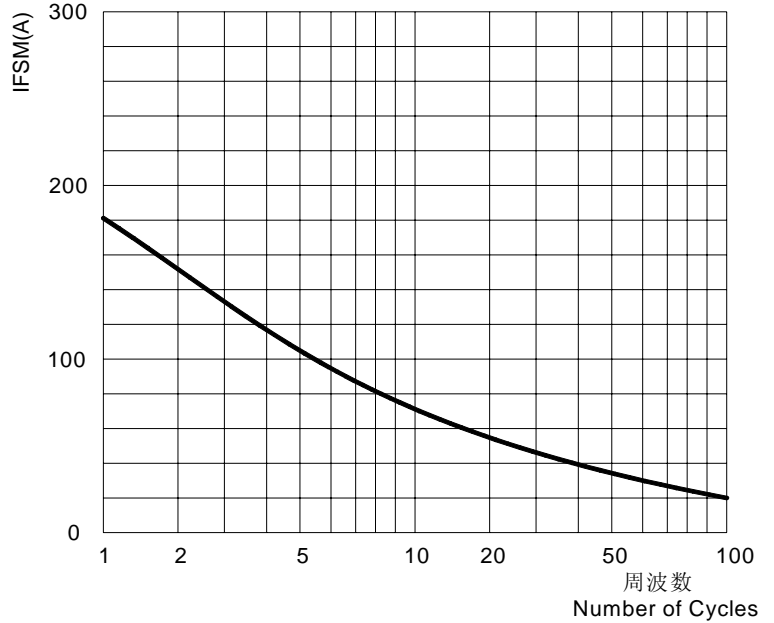


图3: 正向电压曲线
FIG3: Instantaneous Forward Voltage

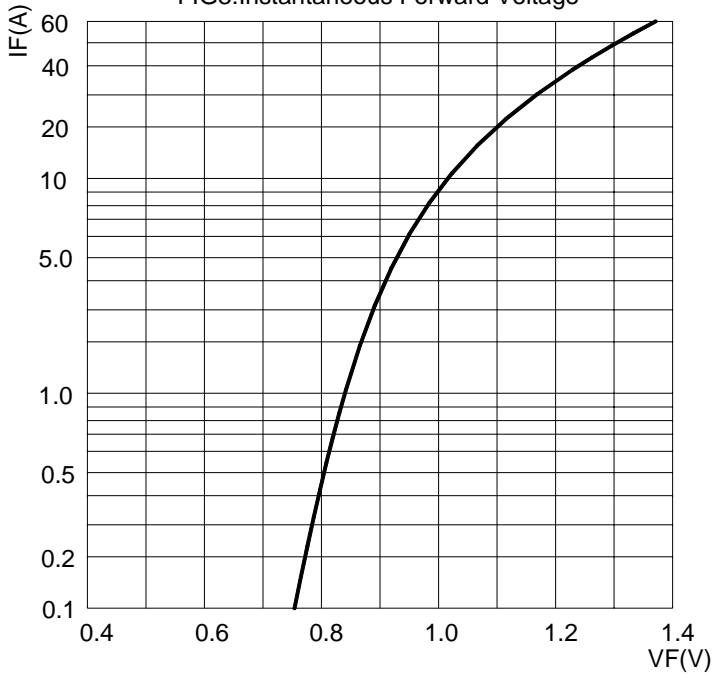


图4: 反向电流曲线
FIG4: Typical Reverse Characteristics

